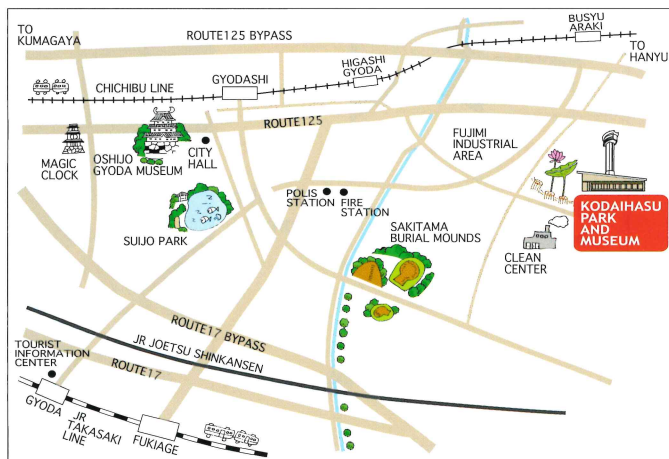


## ADMISSION INFORMATION

### ● Admission and parking fees

		Single Ticket	Group Tickets groups of 20 or more
<b>Kodaihasu Ancient Lotus Museum</b> No admission charged for the study rooms and special events room	<b>Adults</b> High school and Older	¥400	¥320 per person
	<b>Children</b> Elementary and Junior High school	¥200	¥160 per person
<b>Parking</b>	<b>Cars and Trucks</b>	¥500	
	<b>Buses</b>	¥1,500	

## DIRECTIONS



### Car Directions

- TOUHOKE Highway to HANYU Interchange (25minutes).
- KANETSU Highway to HIGASHIMATSUYAMA Interchange (30minutes).

### Train Directions


- JR TAKASAKI Line to JR GYODA Station. City Bus (western course) to KODAIHASU Park and Museum.
- CHICHIBU Line to GYODA City station. City Bus (western or eastern course) to KODAIHASU Park and Museum.

## KODAIHASU ANCIENT LOTUS PARK & MUSEUM

Kobari 2375, Gyoda, Saitama / phone 048-559-0770

# KODAIHASUNOSATO

## ANCIENT LOTUS MUSEUM KODAIHASU PARK AND MUSEUM



## SAKITAMA, GYODA ORIGIN OF SAITAMA

# KODAIHASUNOSATO



## INTERACTIVE NATURE EXHIBIT

Get a close-up perspective of Gyoda's wildlife.


Life-like replicas enable you to learn about many of the insects, birds, small animals and the aquatic life in this area.



## THEATER

Appreciate the lotus during any season.

You can watch the lifecycle of the ancient lotus from its beginning to the end of their bloom, enjoying the whole year of the Ancient Lotus Park and the nature of Gyoda on a grand scale.



## OBSERVATION CORNER

See the elegance of the lotus.

This exhibit gives you an opportunity to see actual lotuses preserved and displayed in glass cases.



## OTHER ATTRACTIONS


### Special Events Room

Here you can create using the leaves and branches from the park's plants. Two lectures take place in this area, one about lotuses and other plants, another about environmental concerns.

### Events Hall

Exhibitions of the lotus-and park-related artwork, photography and poetry of visitors and locals.

## OBSERVATION TOWER




Panoramic view from 50 metres above the Ancient Lotus Park!

From the observation tower, you can see the city, as well as adjoining communities, Saitama's new capital, the surrounding mountains, and on a clear day, Mount Fuji.



## GYODAHASU



When the people of Gyoda built the sanitation site, they came across ancient lotus seeds imbedded in the soil. The pink flowers are thought to be 1400 to 3000 years old. The flowers became a natural monument that can now be seen, along with forty other lotus species, from mid-June to mid-August.

**Children and adults alike can enjoy the attractive Ancient Lotus Museum.**



Panoramic view from 50metres

Observation Tower

Maintenance Room

Lotus Cultural Corner

Theater

Observation Corner

Interactive Nature Exhibit

Maintenance Room

Special Events Room  
( Tatami )  
Room

Special Events Room

Meeting Room

Office

Ticket Office

Information Corner

Entrance  
Exit

Rest Area

Events Hall

Gift Shop